

TL26

series



Product Segments

• Ergo Motion

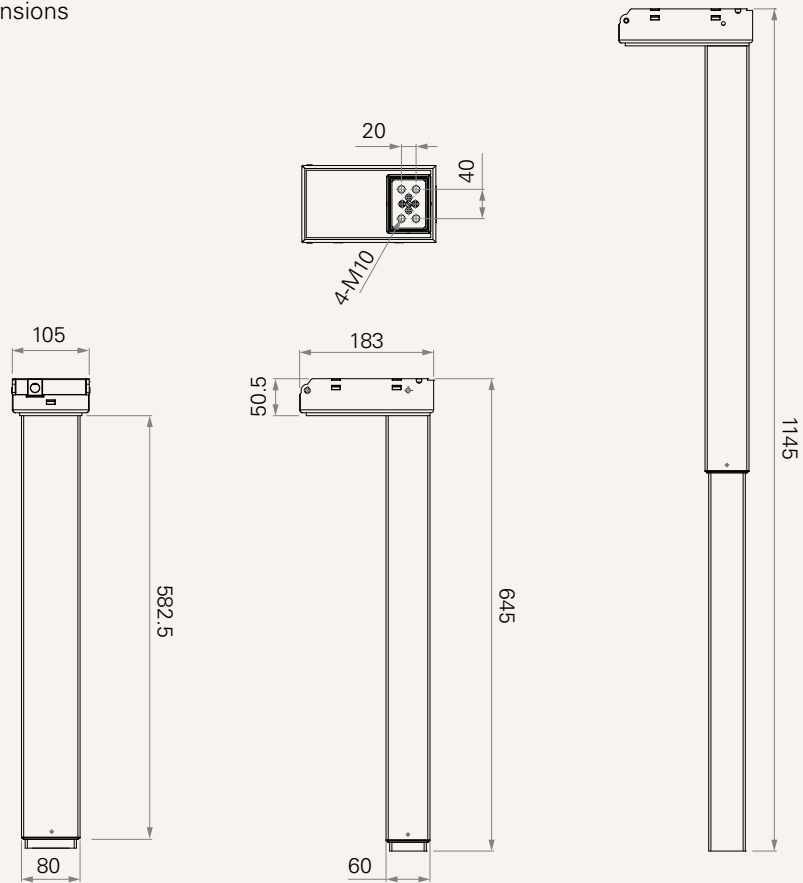
TiMOTION's TL26 series lifting columns are specifically designed for use in ergonomic desks and work tables. Using multiple TL series lifting columns with compatible TC series Control Boxes and TH / TDH series controls, work surfaces can be controlled quietly and smoothly with synchronous movement. All Ergo Motion TC series control boxes have a less than 0.1W standby power option that reduces power consumption. Our wide range of columns offer customers the solutions they require to satisfy their working environment project requirements. The TL26 has a two stage telescopic outer tube that is designed for a wide-top, narrow-bottom rectangular appearance.

General Features

Maximum load	800N in push
Maximum speed at full load	28mm/s (with 800N in a push condition)
Minimum installation dimension	645mm
Stroke	500mm
Dimension of outer tube (L*W)	80x60mm
Two stage outer tube with rectangular appearance	
With wide top and narrow bottom configuration	

Drawing

Standard Dimensions
(mm)



Load and Speed

CODE	Load (N)	Self Locking Force (N)	Typical Current (A)		Typical Speed (mm/s)	
	Push		No Load 32V DC	With Load 24V DC	No Load 32V DC	With Load 24V DC
A	800	800	2.5	5.0	46.0	28.0

Motor Speed (5200RPM)

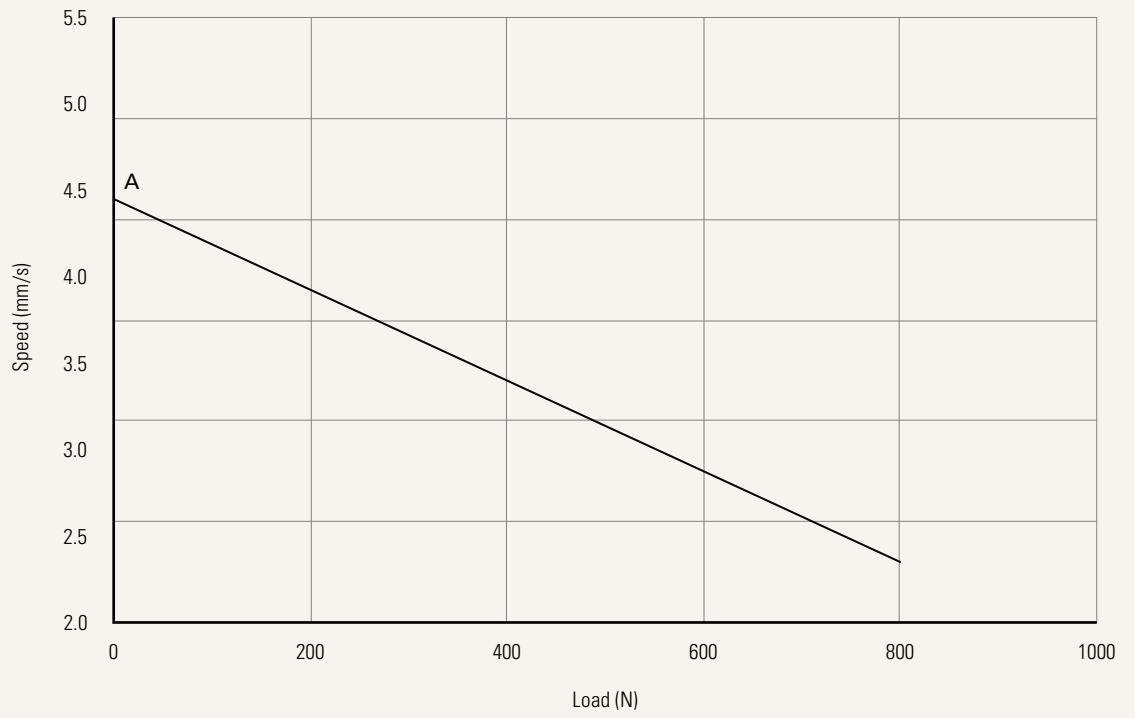
Note

- 1 This self-locking force level is reached only when a short circuit is applied on the terminals of the motor. All the TiMOTION control boxes have this feature built-in.
- 2 Parameters above are from tested average, please refer to approval drawing for final value.

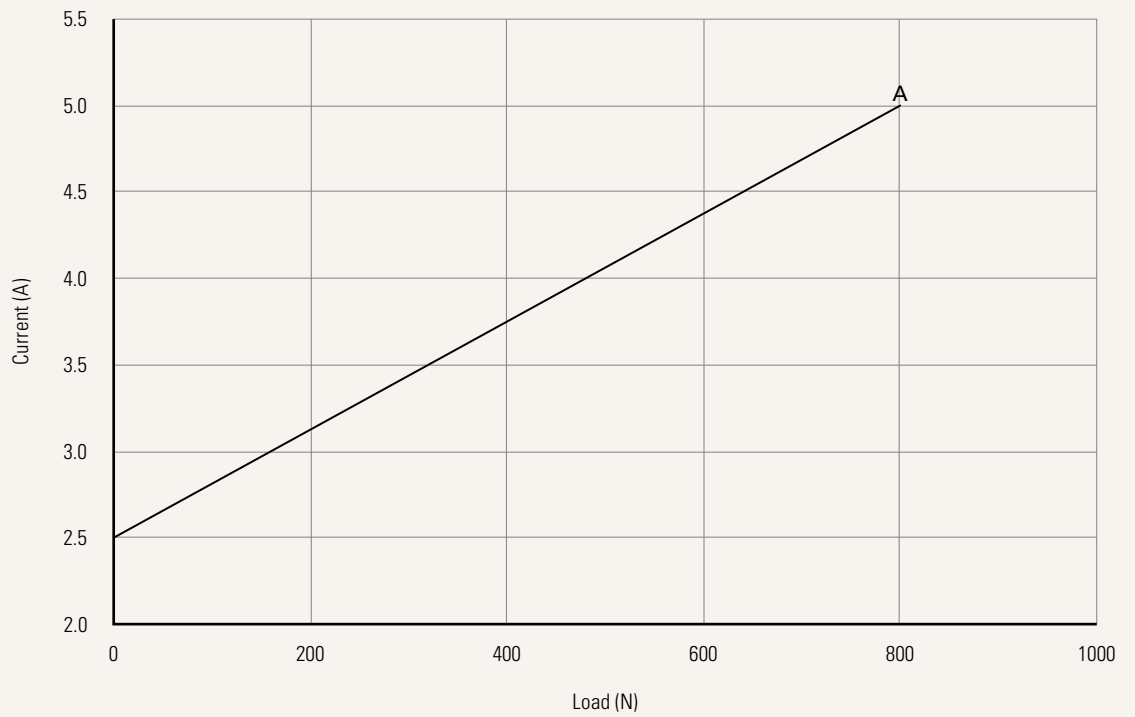
Performance Data (24V DC Motor)

Motor Speed (5200RPM)

Speed vs. Load



Current vs. Load



Note

1 The performance data in the curve charts shows theoretical value.


Voltage	2 = 24V	
Load and Speed	See page 2	
Stroke & Retracted Length (mm)	See page 5	
Color	1 = Black (RAL 9005), black wiper 2 = Grey (RAL 9006), black wiper 3 = White (RAL 9016), black wiper 4 = Special grey (RAL 9022), black wiper	6 = Grey (RAL 9006), grey wiper 7 = White (RAL 9016), white wiper 8 = Special grey (RAL 9022), grey wiper
Motor Housing Step	0 = With	1 = Without
Output Signals	2 = Two Hall sensors	
Connector See page 5	1 = DIN 6P, 90° plug	E = MOLEX 8P, plug, standard
Cable Length (mm)	1 = Straight, 500	4 = Straight, 1500
Welding Part	0 = Without	

Note

¹ The TL is designed especially for push applications, not suitable for pull applications.

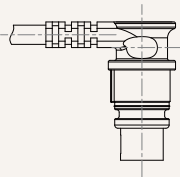
Stroke & Retracted Length (mm)

Foot Assembly	Stroke / Retracted Length
Standard	500 / 645

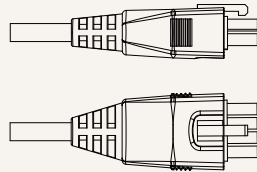


Connector

1 = DIN 6P, 90° plug



E = MOLEX 8P, plug, standard



Terms of Use

The user is responsible for determining the suitability of TiMOTION products for a specific application. TiMOTION products are subject to change without prior notice.