

# TH10

series



## Product Segments

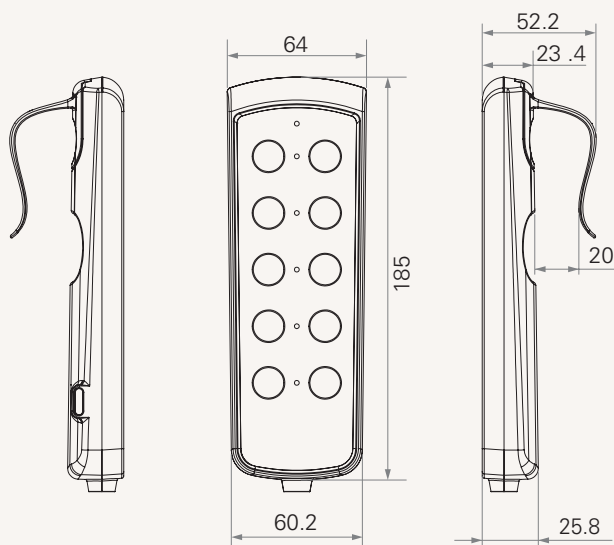
- **Care Motion**

## General Features

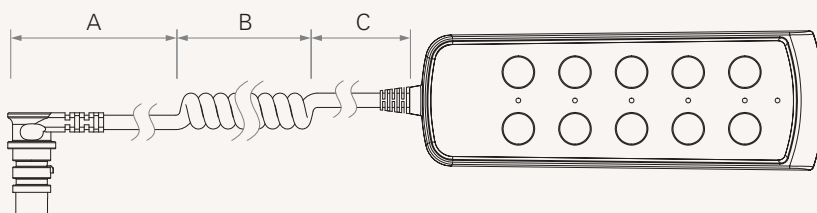
Connected actuators	1~4
Maximum available buttons	10
Color	Black or grey
IP rating	Up to IP66
Option	Back light, safety key

**Drawing**

Standard Dimensions  
(mm)



**Dimensions with Cable Length**











**Cable Length (mm)**

CODE	A	B	C
1	1000	300	200
2	1200	300	300
3	1400	300	400
4	2400	0	0
5	0	600	0
6	1000	200	200

## TH10

Version: 20150901-K

	<b>Back Light</b>	A = Without	B = With		
	<b>Number of Actuators</b>	1 = 1	2 = 2	3 = 3	4 = 4
	<b>Plug</b>	1 = DIN 8pin, 90°, for TC2/TC3/TC7/TC12 2 = RJ 10pin, 90°, for TC1/TC8/TC10		4 = DIN 8pin, 180°, for TC12 or extension cable 5 = RJ 10pin, 180°, for TC6/TC9/extension cable	
	<b>Color</b>	1 = Black		2 = Grey (Pantone 428C)	
	<b>IP Protection</b>	1 = Without	2 = IP54	3 = IP66	4 = IP66W
	<b>Safety Key</b>	0 = Without			1 = With
	<b>Key Definition</b>	01~50 = See appendix* Note : please contact TiMOTION before making an order			
	<b>Cable Length</b>	1~6 = See page 2			
	<b>MCU</b>	0 = Without MCU + without MCU control box (max. 4 motors) 1 = Without MCU + with MCU control box		2 = With MCU + without MCU control box (max. 4 motors) 3 = With MCU + with MCU control box	
	<b>Hook Type</b>	0 = Without	1 = Standard	2 = Rectangular hook (for 30*40 rod)	

### Terms of Use

The user is responsible for determining the suitability of TiMOTION products for a specific application. TiMOTION products are subject to change without prior notice.