

# TL20SR

series



## Product Segments

### • Ergo Motion

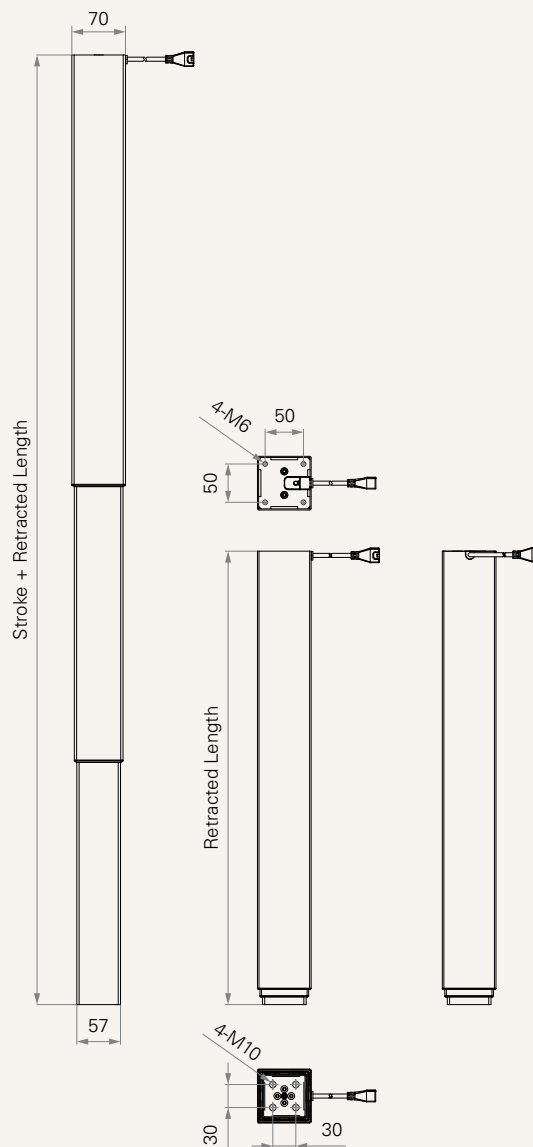
The TL20SR has a three-stage telescopic outer tube design that has a wide top, narrow bottom square appearance, with an embedded inline actuator (TA20). The TL20SR is ideally suited for ergonomic furniture applications as it comes without a motor housing. It is the perfect choice for design-oriented lifting furniture that needs a clean appearance while simultaneously optimizing space.

#### General Features

Max. load	700N (push)
Self-locking force	900N
Max. speed at max. load	35mm/s
Max. speed at no load	60mm/s
Retracted length	590mm
Dimension of outer tube	3-stage, 70*70mm, square, upside down
Stroke	650mm
Options	Hall sensors
Operational temperature range	+5°C~+45°C

**Drawing**

Standard Dimensions  
(mm)



**Load and Speed**

CODE	Load (N) Push	Self Locking Force (N)	Typical Current (A)		Typical Speed (mm/s)	
			No Load 29V DC	With Load 29V DC	No Load 29V DC	With Load 29V DC
<b>Motor Speed (5200RPM)</b>						
<b>B</b>	600	900	2.5	5.5	60	43
<b>C</b>	700	900	≤ 2.5	≤ 5.5	46	35

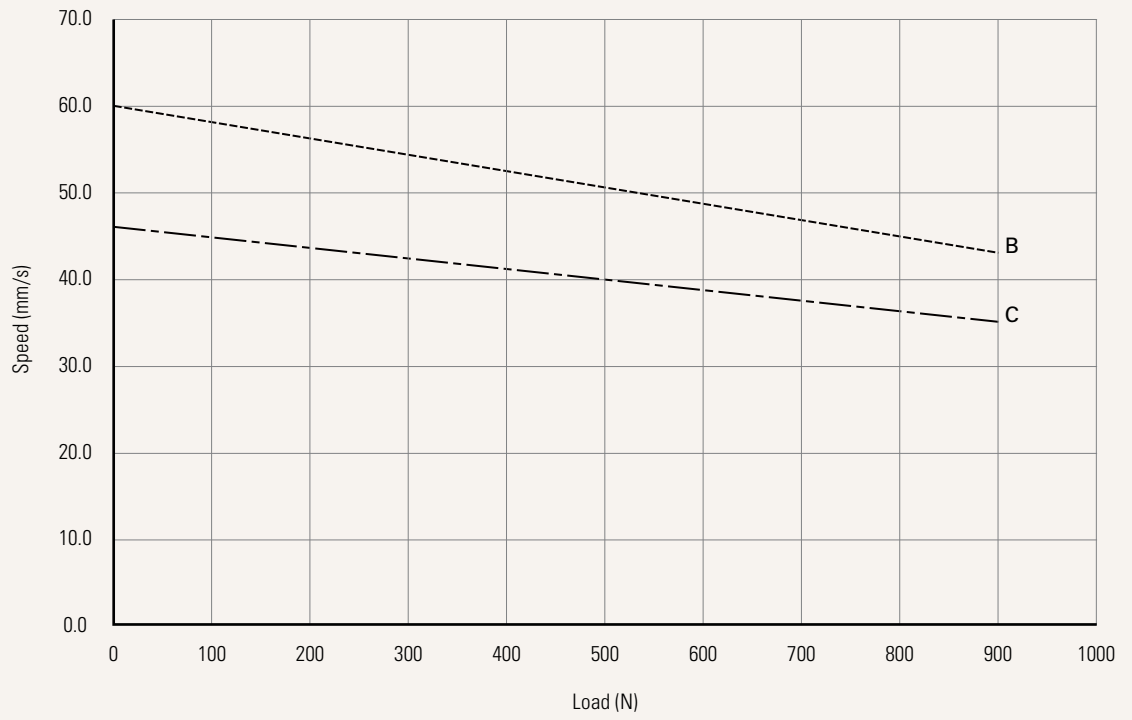
**Note**

- 1 Above self lock performance needs working with Timotion control system.
- 2 Parameters above are from tested average, please refer to approval drawing for final value.

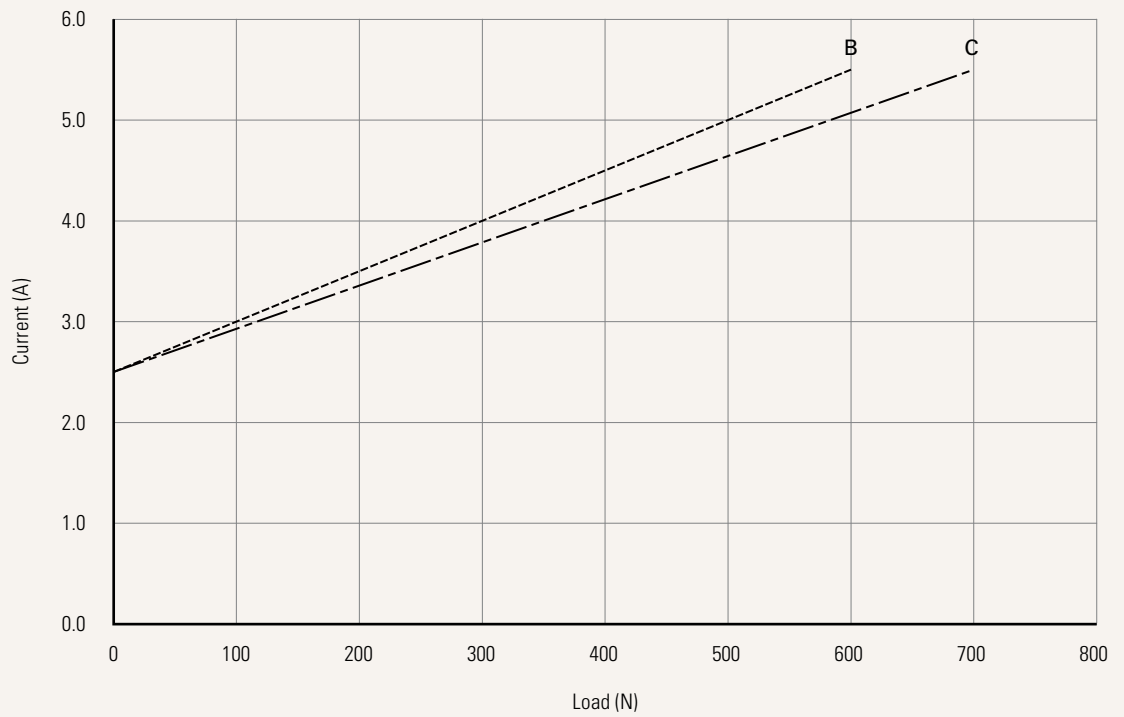
Performance Data (24V DC Motor)

Motor Speed (5200RPM)

Speed vs. Load



Current vs. Load



<b>Appearance of Tubes</b>	C = Without wiper fixing holes at sides		
<b>Voltage</b>	2 = 24V DC		
<b>Load and Speed</b>	<a href="#">See page 2</a>		
<b>Stroke &amp; Retracted Length (mm)</b>	<a href="#">See page 5</a>		
<b>Column Color</b>	1 = Black, RAL 9005, Black wiper 2 = Grey, RAL 9006, Black wiper 3 = White, RAL 9016, Black wiper 4 = Special grey, RAL 9022, Black wiper 6 = Grey, RAL 9006, Grey wiper	7 = White, RAL 9016, White wiper 8 = Special grey, RAL 9022, Grey wiper B = Matte black, RAL 7021, Black wiper C = Graphite grey RAL7024, Black wiper D = Matte black, RAL 7021, Matte Black wiper	
<b>Output Signals</b>	2 = Hall sensor * 2		
<b>Connector</b>	H = Molex 6P, socket, standard		
<b>Cable Length (mm)</b>	1 = Straight, 200, standard		
<b>Extension Cable Connector</b> <a href="#">See page 5</a>	0 = Without 1 = Molex 6 pin (plug) to Molex 8 pin (plug), 180°plug, standard 2 = Molex 6 pin (plug) to Din 6 pin (plug) 3 = Molex 6 pin (plug) to Molex 8 pin (plug), 90°plug, without anti-clip		
<b>Extension Cable Length (mm)</b> <a href="#">See page 5</a>	1 = Straight, 500	3 = Straight, 1000	4 = Straight, 1500
<b>Bracket</b>	0 = Without		

### Note

1 The TL is designed especially for push applications, not suitable for pull applications.

## Stroke & Retracted Length (mm)


Foot Assembly	Stroke & Retracted Length
	Standard
<b>Standard, with foot</b>	650 / 590

### Note

1 Only specific TEK could be with the shoes, please refer to TEK speccode

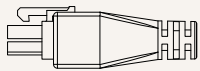
## Foot Assembly

Standard, with foot

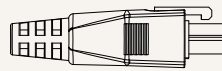
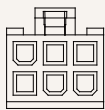


## Extension Cable Connector

1 = Molex 6 pin (plug) to Molex 8 pin (plug), 180° plug, standard



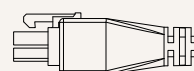
Molex 6 pin, plug



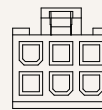
Molex 8 pin, plug



2 = Molex 6 pin (plug) to Din 6 pin (plug)



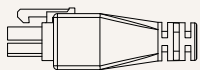
Molex 6 pin, plug



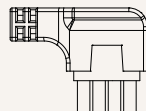
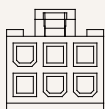
Din 6 pin, plug



3 = Molex 6 pin (plug) to Molex 8 pin (plug), 90° plug, without anti-clip



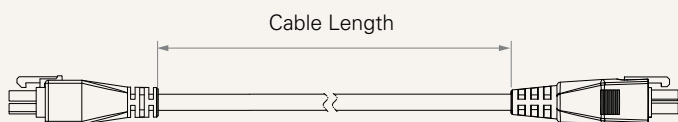
Molex 6 pin, plug



Molex 8 pin, plug



## Extension Cable Length



## Terms of Use

The user is responsible for determining the suitability of TiMOTION products for a specific application. TiMOTION products are subject to change without prior notice.